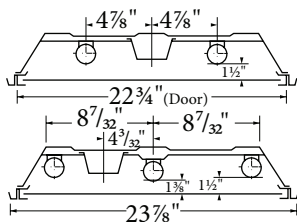
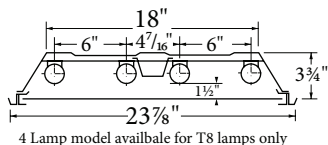


CRT SERIES

Clean Room Troffer



ORDERING INFORMATION

Description	Part Number
1X4 2L 32W T8 120/277V	CRT1232SWD (A)
2X2 4L 17W T8 120/277V	CRT22417SWD (A)
2X2 2L 32W T8 U 120/277V	CRT222U316SWD (A)
2X4 3L 28W T5 120/277V	CRT23328T5SWD (A)
2X4 3L 32W T8 120/277V	CRT2332SWD (A)
2X4 3L 54W T5HO 120/277V	CRT2354SWD (A)
2X4 4L 28W T5 120/277V	CRT2428T5SWD (A)
2X4 4L 32W T8 120/277V	CRT2432SWD (A)
2X4 4L 54W T5HO 120/277V	CRT2454SWD (A)

Option Codes

- (A) Options
- Blank - None
 - 10RS - ≤10% THD, Rapid Start
 - P - Program Start
 - 20 - ≤20% THD
 - IC - Insulation Contact Rated
 - IO - Inboard/Outboard (2 Lamp-2 Lamp)
 - IO2 - Inboard/Outboard (1 Lamp-3 Lamp)

All part numbers shown here include a #12 Acrylic .100" lens.

DESIGN

The CRT Series Clean Room Troffer was designed for recessed ceiling mounting. Completely sealed housing prevents the passage of particulate through the fixture. The CRT Series is an economical solution for minimum requirement clean room environments..

SHIELDS



- FLANGE KIT
- FK14 (1x4)
- FK22 (2x2)
- FK24 (2x4)

ACCESSORIES



- 6' 16/3 CORD W/ 15A NEMA PLUG
- C1 (120V)
- C2 (277V)
- C4 (480V)



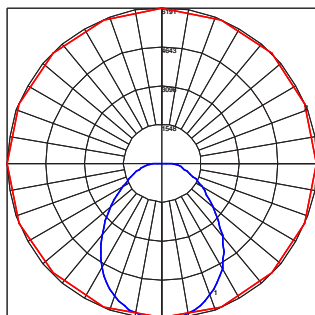
- T8 EMERGENCY BALLAST
- EB5 (500 LUMEN)
- EB7 (700 LUMEN)
- EB14 (1400 LUMEN)
- EB30 (3000 LUMEN)



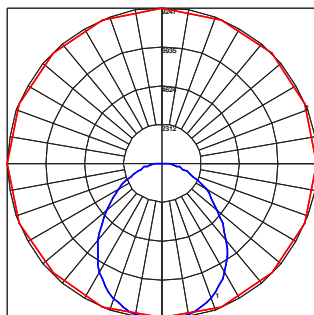
- MOTION SENSOR
- WOC (120/277V)
- WOC1 (347/480V)

PHOTOMETRICS

IES INDOOR REPORT
PHOTOMETRIC FILENAME: THB632.IES
POLAR GRAPH



IES INDOOR REPORT
PHOTOMETRIC FILENAME: THB654.IES
POLAR GRAPH



Maximum Candela = 6191 Located At Horizontal Angle = 22.5, Vertical Angle = 2.5
1 - Vertical Plane Through Horizontal Angles (22.5 - 202.5) (Through Max. Cd.)
2 - Horizontal Cone Through Vertical Angle (2.5) (Through Max. Cd.)

Maximum Candela = 1047 Located At Horizontal Angle = 22.5, Vertical Angle = 2.5
1 - Vertical Plane Through Horizontal Angles (22.5 - 202.5) (Through Max. Cd.)
2 - Horizontal Cone Through Vertical Angle (2.5) (Through Max. Cd.)